

Investment Objective & Strategy

The portfolio's primary objective is to strike a balance between capital appreciation and capital preservation at a level consistent with a moderate risk profile. It aims to achieve returns above G7 CPI +2% over the investment horizon, placing a high priority on stability and capital preservation. To meet these goals, the portfolio invests in a combination of asset classes including equities, fixed income, property and cash—tempered by prudent position sizing and diversification to limit excessive price fluctuations. In addition, the strategy employs multiple uncorrelated factor approaches, which are designed to enhance returns without unduly increasing risk. By managing volatility near benchmark levels, the portfolio seeks to provide steady performance while safeguarding investor capital.

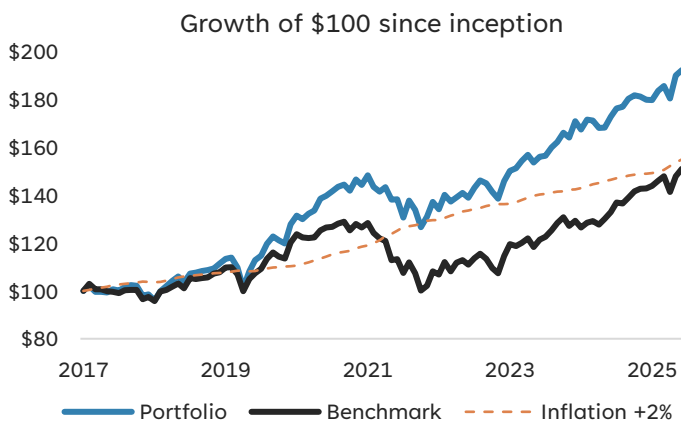
Top 10 equity holdings

1 Western Digital Corp	6 Vicor Corporation
2 Lumentum Holdings, Inc.	7 Lattice Semiconductor
3 Micron Technology, Inc.	8 SK hynix Inc.
4 Ciena Corporation	9 Zoom Video Comm
5 SK Square Co., Ltd.	10 Lam Research Corporation

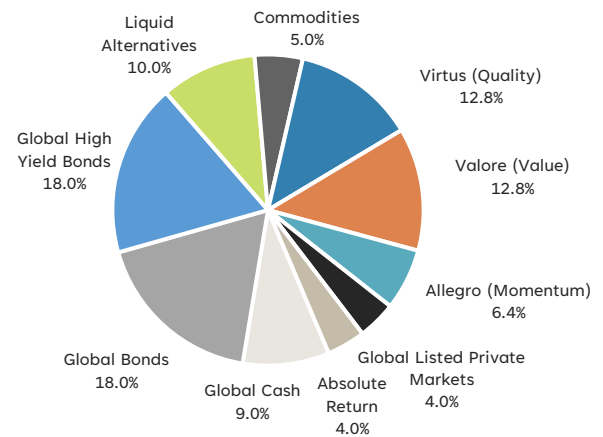
Strategy facts

Inception date	31/12/2017
Benchmark	40% iShares AC World ETF 60% iShares Global Agg Bond ETF
Risk tolerance	1 2 3 4 5 6 7 8 9 10 Lower risk Higher Risk
Reporting currency	U.S. Dollar
Investment horizon	> 36 months
Minimum investment size	\$1,000,000

Performance (USD)

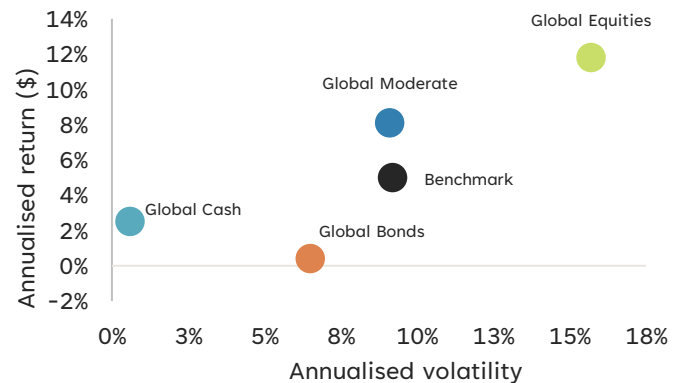


Asset allocation



Performance 31/12/2017 – 31/05/2026	Portfolio	Benchmark	G7 Inflation +2%
1 Year	11.3%	13.5%	5.8%
3 Years	11.4%	10.8%	5.1%
5 Years	6.6%	3.6%	6.3%
7 Years	9.2%	5.9%	5.6%
Since Inception	8.1%	5.0%	5.3%

Risk return scatter plot



The information and opinions contained in this document are recorded and expressed in good faith and in reliance on sources believed to be credible. No representation, warranty, undertaking or guarantee of whatever nature is given on the accuracy and/or completeness of such information or the correctness of such opinions. Southern Rock Capital Limited will have no liability of whatever nature and however arising in respect of any claim, damages, loss or expenses suffered directly or indirectly by the investor or the investor's financial advisor acting on the information contained in this document. Furthermore, due to the fact that Southern Rock Capital Limited does not act as the investor's financial advisor, they have not conducted a financial needs analysis and will rely on the needs analysis conducted by the investor's financial advisor. Southern Rock Capital Limited recommend that investors and financial advisors take particular care to consider whether any information contained in this document is appropriate given the investor's objectives, financial situation and particular needs in view of the fact that there may be limitations on the appropriateness of any advice provided. No guarantee of investment performance or capital protection should be inferred from any of the information contained in this document. Returns are net of 1.0% p.a. management fee. Custody and brokerage costs are excluded. Returns are calculated on the target weightings of the underlying securities of the model portfolio, as at the beginning of each month. For periods greater than one year the returns have been annualised. Past performance is not indicative of future returns.

*Global equities, global bonds and global cash are respectively the total return for the iShares MSCI ACWI ETF, iShares Core Global Aggregate Bond UCITS ETF and SPDR Bloomberg Barclays 1-3 Month T-Bill ETF. Performance sourced FactSet Research Systems

Southern Rock Capital Limited is authorised and regulated by the Mauritius Financial Services Commission.

